

# UGANDA PRISONS SERVICE

## MONTHLY STATISTICS SUMMARY

### September 2023

## 1. PRISONERS

### 1.1. Population Change

Table 1: September, 2023 Average Population of Prisoners

Categories	August 2023			September 2023			Percentage Change (%)
	Males	Females	Total	Males	Females	Total	
Convicts:	37,525	1,774	39,299	37,224	1,685	38,909	-1.0
Remands:	34,419	1,776	36,195	34,632	1,750	36,382	0.5
Debtors:	321	97	418	350	123	473	13.2
<b>Total:</b>	<b>72,265</b>	<b>3,647</b>	<b>75,912</b>	<b>72,206</b>	<b>3,558</b>	<b>75,764</b>	<b>-0.2</b>
Percentage (%)	95.2	4.8	100.0	95.3	4.7	100.0	
Approved Capacity			20,996			20,996	0.0
Occupancy Rate (%)			361.6			360.8	-0.8

### 1.2. Percentage composition of remands, convicts and debtors

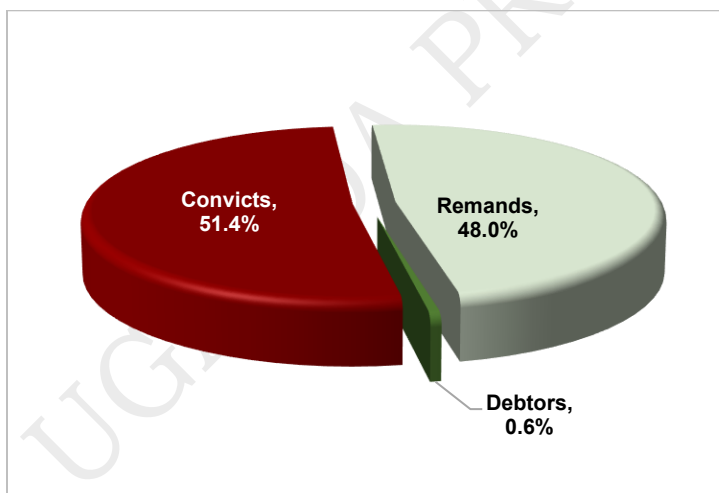
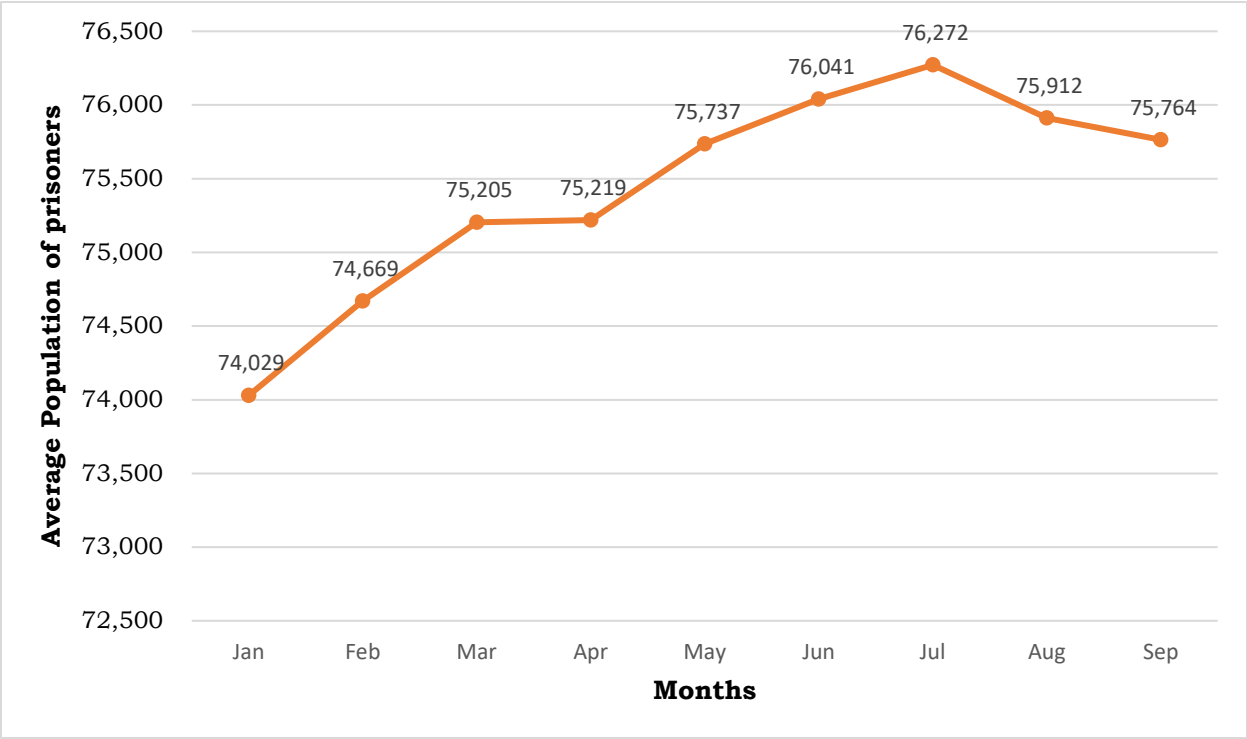


Figure 1: Composition of Prisons population

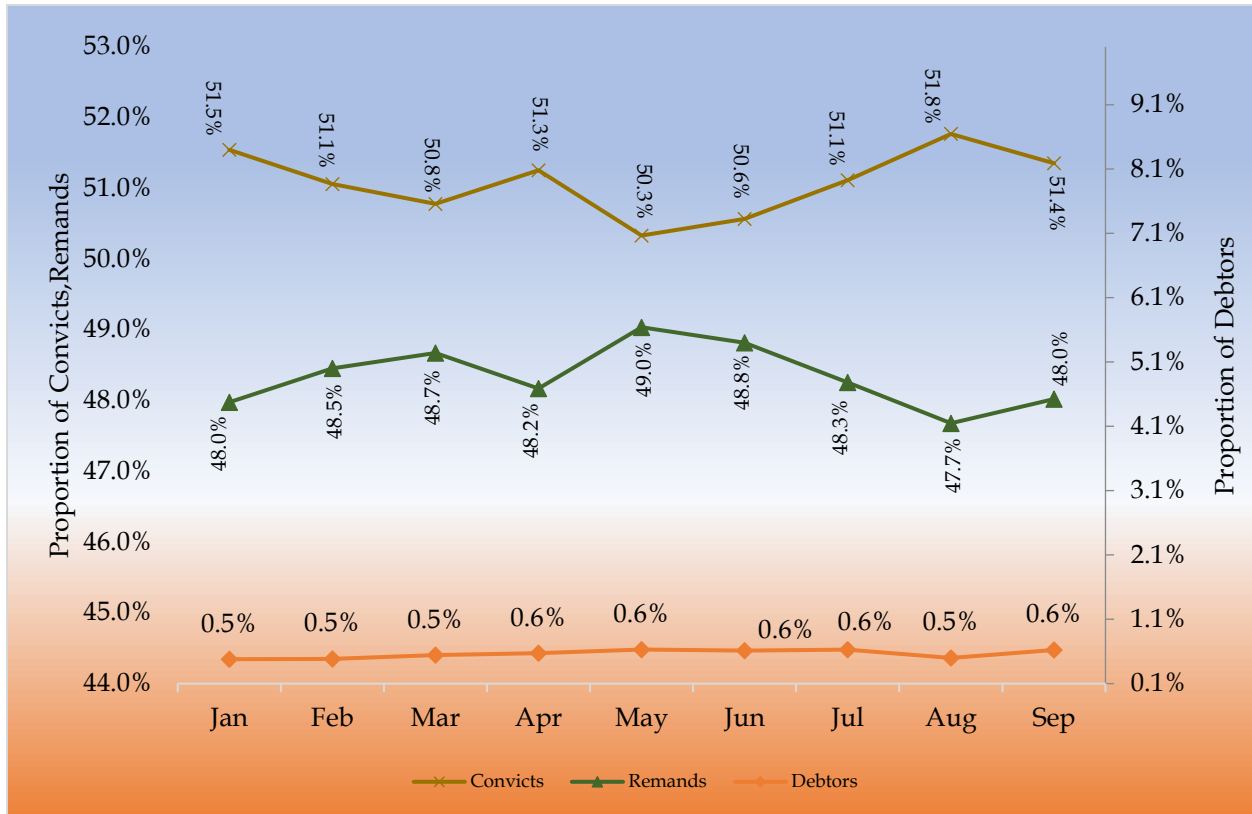
**1.3. Monthly Population Trend of Prisoners from January to September 2023.**



**Figure 2:** Trend of prisoners’ population growth for the period from January to September 2023.

UGANDA PRISONS

### 1.4. Population Composition Trends for Convicts, Remands, and Debtors from January to September 2023.



**Figure 3:** Monthly composition trends of convicts, remands, and debtors

## 2. STAFFING POSITION

### 2.1 Staff Strength

Table 2: September 2023 Staff Strength.

STAFF CATEGORY	GENDER		TOTAL
	Males	Females	
<b>Uniformed</b>	<b>9,824</b>	<b>4,047</b>	<b>13,871</b>
Senior officers	521	116	637
Principal officers	675	175	850
NCOs	8,628	3,756	12,384
<b>Non-Uniformed</b>	<b>274</b>	<b>240</b>	<b>514</b>
Senior officers	100	79	179
Junior officers	174	161	335
<b>GRAND TOTAL</b>	<b>10,098</b>	<b>4,287</b>	<b>14,385</b>
Percentage	70.2	29.8	100.0

## 2.2 Uniformed staff by Rank

Table 3: Uniformed staff by Rank

Rank	Gender		Total
	Male	Female	
CGP	1		1
DCGP	1		1
ACGP	6		6
SCP	3		3
CP	15	5	20
ACP	16	6	22
SSP	41	7	48
SP	98	29	127
SASP	33	8	41
ASP	140	25	165
CASP	167	36	203
PO I	248	63	311
PO II	171	50	221
CPO	256	62	318
Ch/Wdr I	238	60	298
Ch/Wdr II	298	96	394
Ch/Wdr III	536	216	752
Sgt/Wdr	1,221	585	1,806
Cpl/Wdr	2,072	1,034	3,106
L/Cpl	686	321	1,007
Wdr	3,577	1,444	5,021
<b>Total</b>	<b>9,824</b>	<b>4,047</b>	<b>13,871</b>